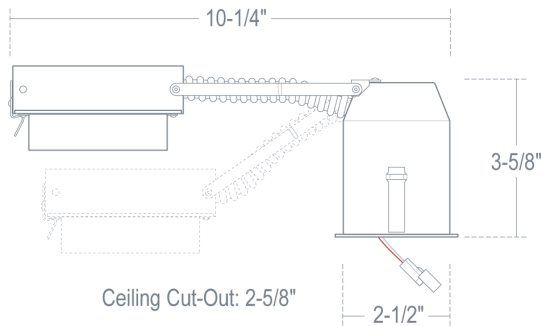


## LHLD2R - REMODEL 2" 10W SERIES



### SPECIFICATION

120V input 10W LED

**Application:** This miniature LED housing is perfect for low to medium height ceilings in residential and light commercial applications. Its small aperture makes it ideal for strategic placement where space is limited and energy savings is important.

**Housing:** Pre-wired .05" baked enamel 1-piece drawn steel Plaster frame adjusts up to 3/4" ceiling thickness. Integral thermal protector to guard against improper lamping and installation. Trim is secured with internal ClickLok™ locking mechanism. Housing is easily removed from plaster frame for remodel applications.

**Mounting:** Housing suitable for remodel or new construction installations, supplied with high tension remodeling clips, designed to secure the housing to an existing sheetrock ceiling for fast and easy installation.

**Driver:** Electronic Direct Current U.L. Listed driver mounted away from LED Array for cool operation and end-of-life modularity. Comes standard with 120VAC input.

**Dimming:** Standard dimming option smoothly dims down to 5% of initial light output with flicker-free performance. Works with standard incandescent dimmers. Factory qualified for use with Lutron brand dimmers: S600PR, DVSCCL-153P & DV600PR as well as Leviton IP106-600W. Also works with standard electronic low voltage (ELV) dimmers. Factory qualified for use with Lutron brand dimmers: SELV300P, DVELV-300P, MAELV-600 and NELV-450.

**Power Connection:** LED lamp array is replaceable via on board quick disconnect terminal. Meets CA Title 24 Requirements and other standards restricting the use of Medium Base or Bi-Pin Sockets.

**Junction Box :** 24 gauge pre-wired galvanized steel Junction Box combined with Recessed Luminaire is suitable for Through Branch Wiring for a maximum of (6) #12 AWG wires. (2) 1/4" Romex knock-outs. Remove covers for easy access and ground wire. For 1/2" Pipe or Flex-Conduit (LITON# PCT031) Fitting Adaptor should be used. Consult Factory.

**Insulation Contact:** Non IC rated housing must be kept 3" from insulation. IC rated Airtight optional.







**Safety Labels:** ETL/CETL/UL listed. Suitable for damp and wet locations. NYC approved: Calendar #41937.

**Warranty:** Covered by a 3 Year Warranty to be free of defects in materials and craftsmanship. Recommended for applications where ambient temperatures do not exceed 35°C, installations exceeding this temperature will result in reduced LED lamp life and a voided warranty.

**Driver:** Only available in 120V ELV/Incandescent Dimming.

**Label:** cETL Listed

### COMPATIBILITY

 <b>LRLD1288</b> <b>ADJUSTABLE GIMBAL</b>	 <b>LRLDQ221</b> <b>SQUARE REFLECTOR</b>	 <b>LRLDQ288</b> <b>ADJUSTABLE SQUARE GIMBAL</b>
 <b>LRLD1221</b> <b>SMOOTH REFLECTOR</b>	 <b>LRLD1293</b> <b>BAFFLE</b>	 <b>LRLDQ293</b> <b>SQUARE BAFFLE</b>

Note: Wattage limitations on compatible items must be met.

#### LED Details:

~10W 700 + Lumens Delivered

Color Rendering Index (CRI): 90

Color Temperature: 3,000K

Lamp Equivalents: 75W A19, 50W PAR20 FL, 50W MR16 FL

#### Benefits:

- Dual purpose New construction housing includes plaster frame
- Driver mounted on external J-Box for cooler LED operation

2022.10.17

### FEATURE:



ORDERING EXAMPLE : LHLD2R9C20

**LHLD2R**

**DRIVER**

**LHLD2R**

**9C20** : 120V ELV/Incandescent Dimming

**ICA9C20** : 120V ELV/Incandescent Dimming/IC Rated Airtight

